

The image shows the Texas State Capitol building in Austin, Texas, featuring a prominent white dome and classical architectural elements. The building is set against a clear blue sky with some light clouds. In the foreground, there are green trees and a clear blue sky.

*2nd National Medicaid Congress:
Nursing Home Transformation*

***TEXAS'
MONEY FOLLOWS
THE PERSON***

Marc S. Go...

*Texas Department of Aging and
Disability Services*

Washington, DC

June 15, 20...



Texas Demographics

Total population:	20,851,820
65-74 years:	1,142,608 (5.5%)
75-84 years:	691,984 (3.3%)
85+:	237,940 (1.1%)
Total 65+:	2,072,532 (9.9%)

**TX ranks 46th with 75+ population
(Kaiser Family Foundation)**

***2000 Census**



Medicaid Statistics

Aged, Disabled and Blind make-up @ 20% of Medicaid recipients; however utilize 62% of overall Medicaid expenditures



Long Term Services Budget (08)

- Overall budget: \$5,426,895,130*
- STAR+PLUS: 1,223,275,469

Medicaid (DADS)

- Nursing Facility: 1,758,279,463
- Total Community Care: 1,422,401,613**
- CC entitlement: 882,684,056
- 1915 (c) NF waivers: 539,717,557***

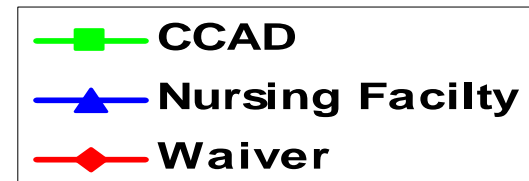
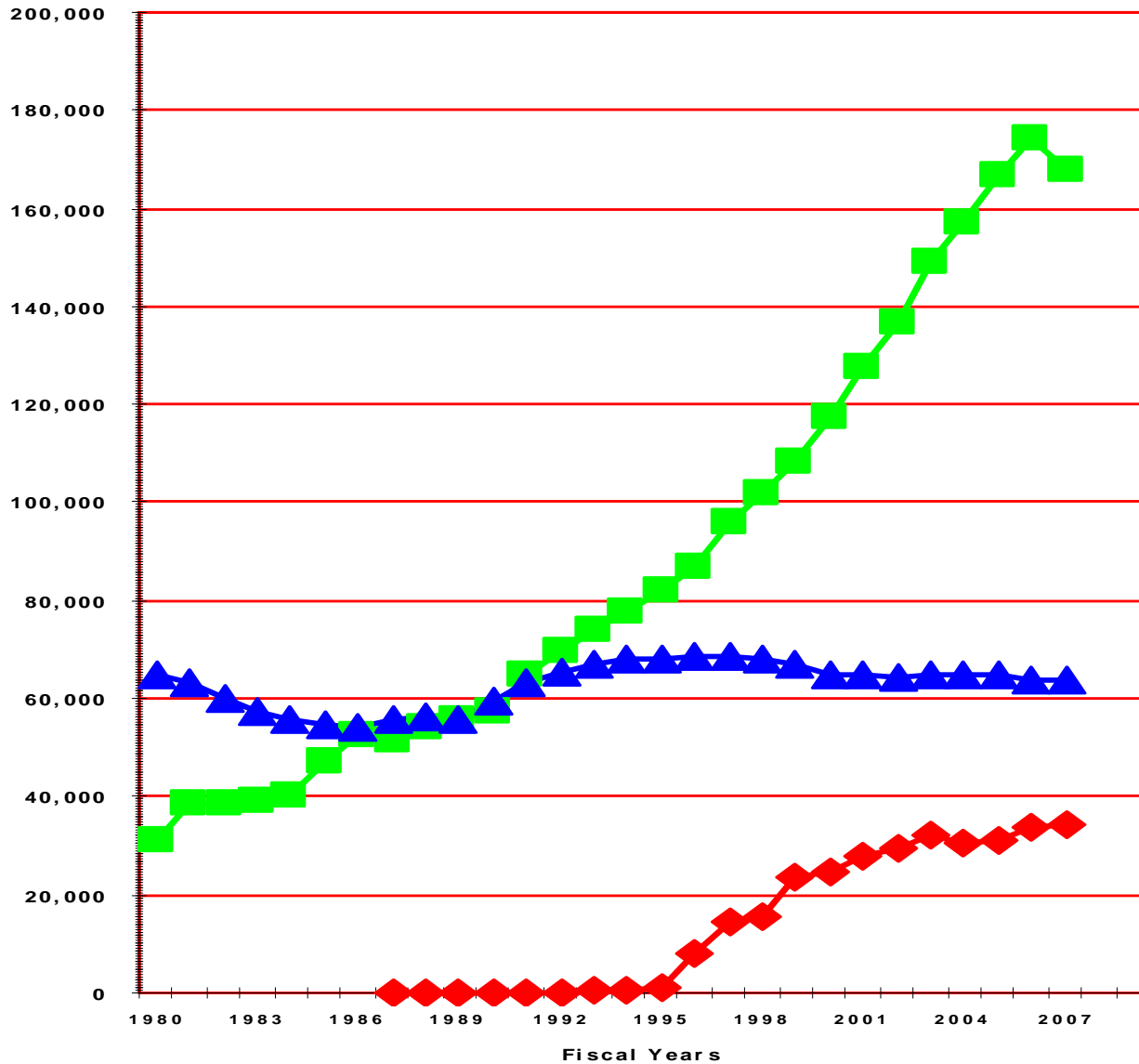
*LTS data reflect DADS budget – includes all LTS programs

**NF (c) waivers and entitlement programs

***Community based-Alternatives/Medically Dependent Children's Program/Money Follows the Person; excludes PACE and Consolidated Waiver/STAR+

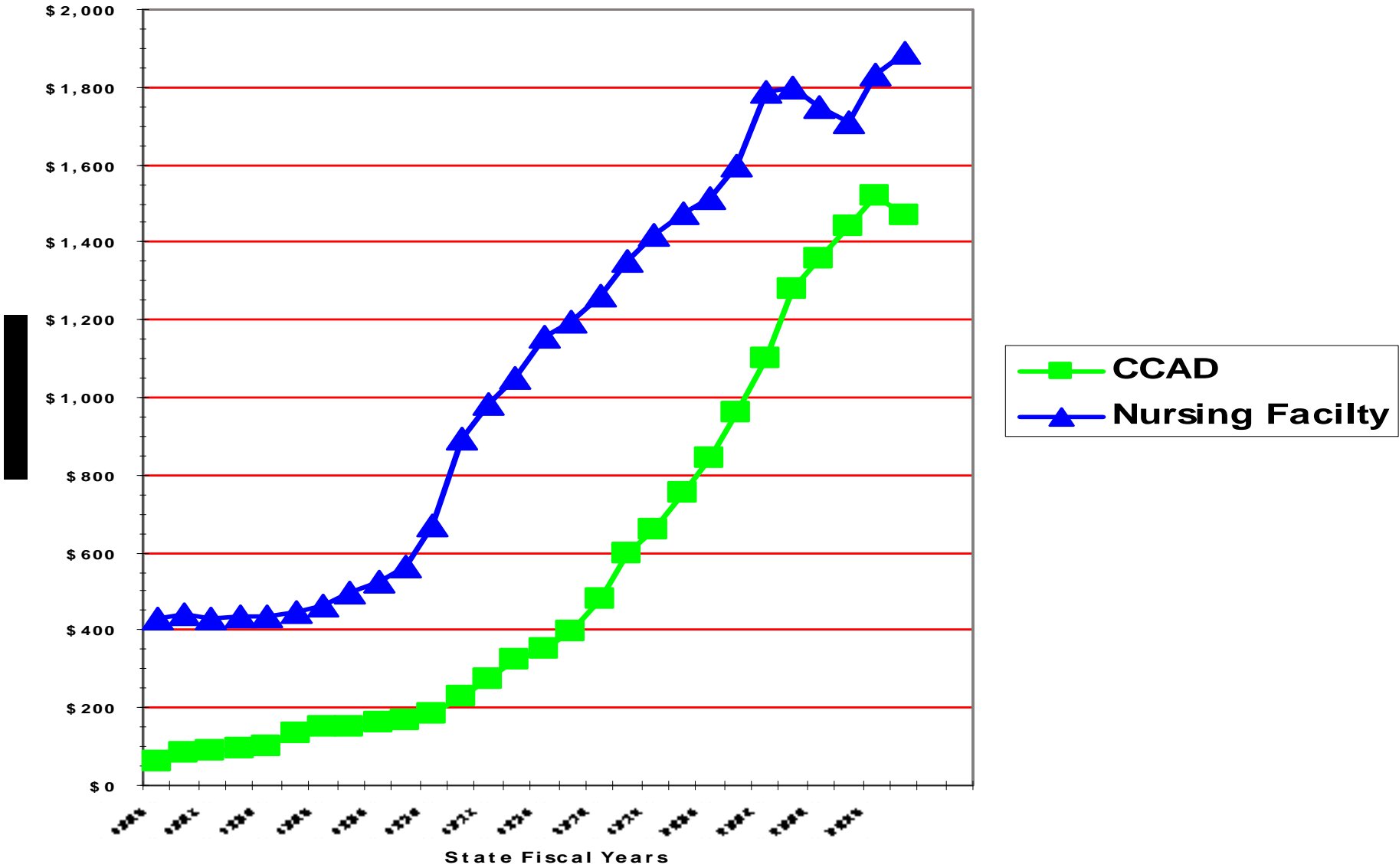
Community Care / Nursing Facility / Waiver Clients

Average Monthly Caseload

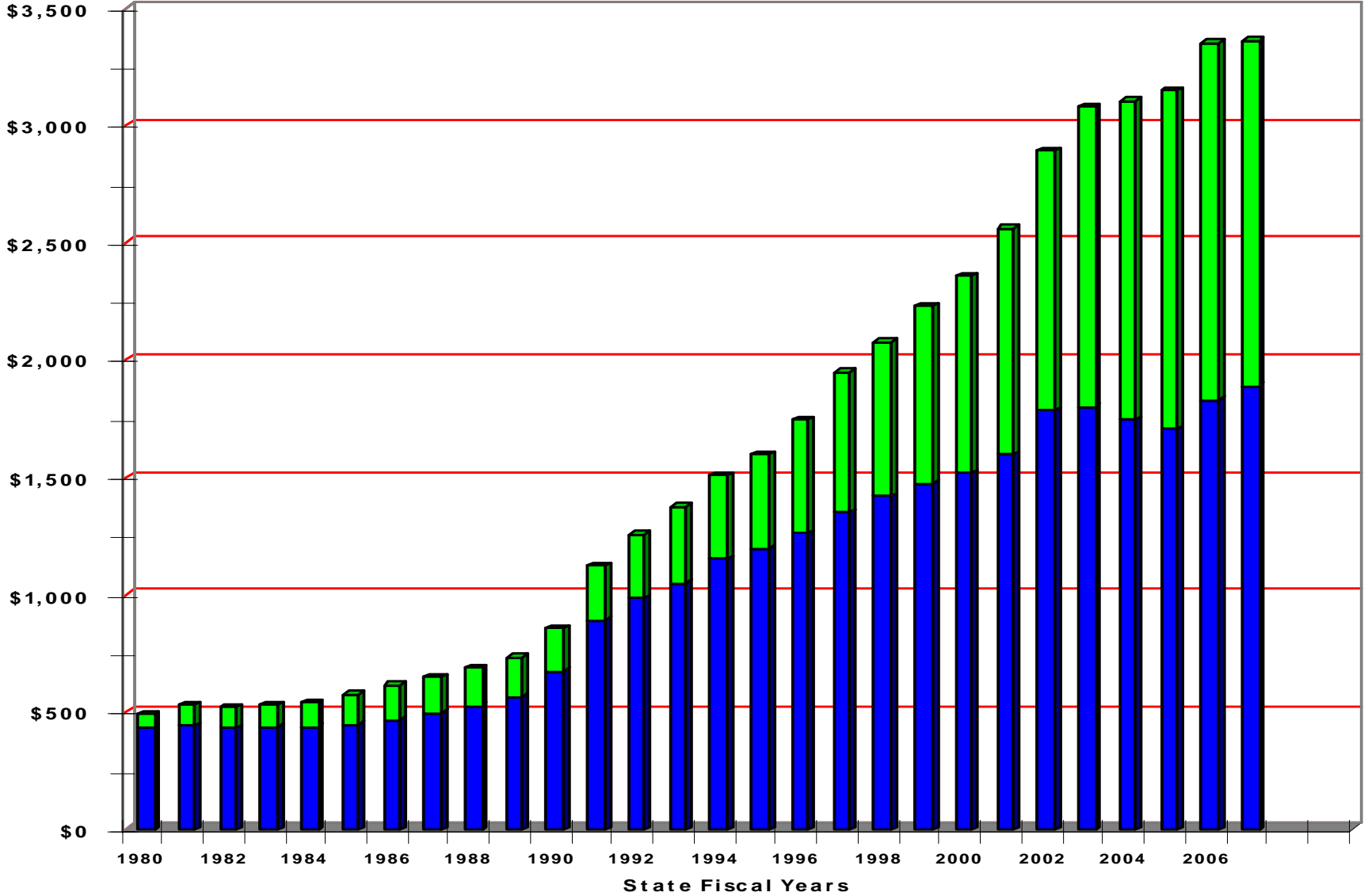


Funding Growth for Services

Nursing Facilities and Community Care



Funding Growth for Services





Promoting Independence History

- **1994 - CBA**
- **June 1999: Olmstead Decision**
- **September 1999: Governor George W. Bush's Executive Order GWB 99-2 (1999)**
- **June 2001: Senate Bill 367 and Rider 37 (Money Follows the Person)**
- **Rick Perry's Executive Order RP-13**
- **June 2005: House Bill 1867**
- **2007: CMS' MFP Demonstration**



Community Based Alternatives

- **1915(c) waiver to NF services**
- **Personal Assistance**
- **Adaptive Aids**
- **Adult Foster Care**
- **Respite**
- **Assisted Living**
- **Therapies**
- **Nursing**



Interest List – March 31, 2007

- **CBA: 32,988**
- **MDCP: 8,130**

Average Length on Interest List:

- **CBA: 1.2 years**
- **MDCP: 1.3 years**

CBA (Community Based Alternatives); MDCP (Medically Dependent Children Program)



Money Follows the Person

- Created as an appropriation rider to the then DHS (DADS) Budget as Rider 37 (2001)
- The 2003 Legislature changed Rider 37 to 28 and did not allow for the expansion of the base number of appropriated waiver slots
- MFP slots do not count against the total appropriated community services slots



Financials

- **CBA is 77.6% of NF costs on an annualized basis from CMS 372 report**
- **Low NF occupancy: no backfilling**
- **Waiver is done on an individual cost cap not the aggregate – therefore, MFP would be at least cost neutral**
- **No cost effectiveness study prior to implementation**



Financials continued

- **NF occupancy flat; has not changed vis a vis MFP (fewer facilities)**
- **Short stay to “game system” does not appear to be happening**
- **MFP individuals look like regular CBA individuals – and the overall costs are much less than of NF – therefore, if even half the clients would have been in a NF the state breaks even**



Financials continued

- R 37/28 funding transfers was post hoc and monies were transferred from NF line item to Waiver line item
- MFP population was factored into NF forecasts for future funding requests to ensure adequate funding for Rider clients
- 2005: MFP has its own budget strategy



MFP Statistics

As of March 31, 2007:

- **@ 13,000 individuals have transitioned from Texas Medicaid-certified nursing facilities**
- **@5,800 individuals remain active in the community**



AGE RANGE: 9.1.03 – 2.28.07

■ 0-9	181
■ 10-17	64
■ 18-20	13
■ 21	6
■ 22-44	387
■ 45-64	1444
■ 65-69	488

■ 70-74	529
■ 75-79	602
■ 80-84	639
■ 85-89	517
■ 90-94	241
■ 95-99	92
■ 100+	10



Gender/Ethnicity/Living Arrangement

- **60%: Female; 40% Male**
- **60% White; 20% Hispanic; 12% Black; Minor numbers for Native American and Asians**
- **22% Alone; 28% Assisted Living; 45 % with Family; 5%, Group Home arrangement**



2008-2009 Budget

Nursing Facility

- Net avg NF cost: @\$2558

CBA

- Avg monthly cost: @\$1255

Money Follows the Person

- Avg monthly cost: @\$1249

FY 08: \$81,396,147



Managed Care: STAR+PLUS

1998: STAR+ Pilot in Harris County

2007: Rollout of STAR+ to 4 large Service Delivery Areas:

- **Houston**
- **Corpus Christi**
- **Austin**
- **San Antonio**

2007: Non-capitated ICM model – Dallas/Ft. Worth



Supportive Public Policy Programs

- **Relocation Specialists**
- **Transition Assistance Services**
- **Housing Voucher Program**
- **NF Money Follows the Person
Transition Teams**



CMS MFP Demonstration

**Deficit Reduction Act of 2005: Section
6071 – MFP Rebalancing Demonstration**

5 year Demonstration

\$1.75 Billion



Contact Information

**Texas Department of Aging and
Disability Services
Commissioner Adelaide Horn**

**Marc S. Gold
Director, Promoting Independence
Initiative**

512.438.2260

marc.gold@dads.state.tx.us

www.dads.state.tx.us/business/pi/index.html